




*shaping your dreams*


**MIKRO PKD** Zerspanungswerkzeuge

**MICRO PCD** Cutting Tools

**MICRO PCD** Outils de coupe



Tools for the factory of the future

Swiss Quality 



# Index

## **BOHRER**

DRILL

PERCEUSE

## **TORUS Fräser**

TORUS Mill

TORUS Fraise

## **TORUS Fräser lang**

TORUS Mill long

TORUS Fraise

## **KUGEL Fräser**

BALL Mill

FRAISE à rayon

## **GEWINDE Fräser**

THREAD Mill

FRAISE à fileter

## **SCHAFT Fräser**

SHANK Mill

FRAISE

## **POLIER Fräser**

POLISH Mill

FRAISE de polissage

## **FASEN Fräser**

CHAMFER Mill

FRAISE à chanfreiner

# Vorteile der Anwendung

## BOHRER



WERKSTOFF    Rubin


BEARBEITUNG    ■ Bohren



# BOHRER

## DRILL

## PERCEUSE




Product code	D	L: 2mm		L: 4mm		L: 8mm		KSM optional
		-2020		-2040		-2080		
		L	Code	L	Code	L	Code	
TD-P-xxxx-050-xxx	0.5	2.0	-020	4.0	-040			■
TD-P-xxxx-060-xxx	0.6	2.0	-020	4.0	-040			■
TD-P-xxxx-070-xxx	0.7	2.0	-020	4.0	-040			■
TD-P-xxxx-080-xxx	0.8	2.0	-020	4.0	-040			■
TD-P-xxxx-090-xxx	0.9	2.0	-020	4.0	-040			■
TD-P-xxxx-100-xxx	1.0	2.0	-020	4.0	-040	8.0	-080	■
TD-P-xxxx-110-xxx	1.1			4.0	-040	8.0	-080	■
TD-P-xxxx-120-xxx	1.2			4.0	-040	8.0	-080	■
TD-P-xxxx-130-xxx	1.3			4.0	-040	8.0	-080	■
TD-P-xxxx-140-xxx	1.4			4.0	-040	8.0	-080	—
TD-P-xxxx-150-xxx	1.5			4.0	-040	8.0	-080	—
TD-P-xxxx-160-xxx	1.6			4.0	-040	8.0	-080	—
TD-P-xxxx-170-xxx	1.7			4.0	-040	8.0	-080	—
TD-P-xxxx-180-xxx	1.8			4.0	-040	8.0	-080	—
TD-P-xxxx-190-xxx	1.9			4.0	-040	8.0	-080	—
TD-P-xxxx-200-xxx	2.0			4.0	-040	8.0	-080	—
TD-P-xxxx-210-xxx	2.1			4.0	-040	8.0	-080	—
TD-P-xxxx-220-xxx	2.2			4.0	-040	8.0	-080	—
TD-P-xxxx-230-xxx	2.3			4.0	-040	8.0	-080	—
TD-P-xxxx-240-xxx	2.4			4.0	-040	8.0	-080	—
TD-P-xxxx-250-xxx	2.5			4.0	-040	8.0	-080	—
TD-P-xxxx-260-xxx	2.6			4.0	-040	8.0	-080	—
TD-P-xxxx-270-xxx	2.7			4.0	-040	8.0	-080	—
TD-P-xxxx-280-xxx	2.8			4.0	-040	8.0	-080	—
TD-P-xxxx-290-xxx	2.9			4.0	-040	8.0	-080	—
TD-P-xxxx-300-xxx	3.0			4.0	-040	8.0	-080	—

Beispiel: Typ L: 2mm D= 2mm L= 2mm  
 Bestell-Nr. TD-P -2020 -200 -020

# Vorteile der Anwendung

## TORUSFRÄSER



WERKSTOFF Hartmetall K40UF

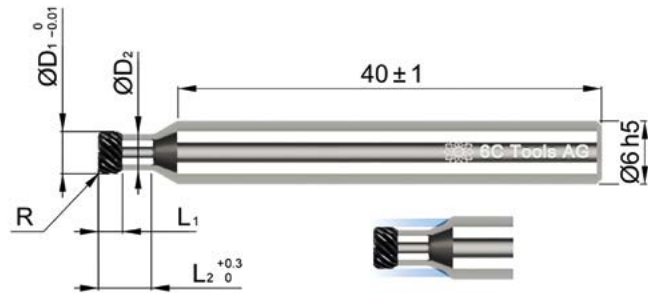
BEARBEITUNG ■ Vollnutenschnitt  
■ Aussengewinde



# TORUS Fräser

## TORUS Mill

## TORUS Fraise



Product code	D <sub>1</sub>	L <sub>2</sub>	L <sub>1</sub>	D <sub>2</sub>	R				Z	KSM
					0.05	0.1	0.2	0.3		
					-005	-010	-020	-030		
TM-P-1105-030-xxx	0.3	0.5	0.5	—	■				3	■
TM-P-1105-035-xxx	0.35	0.5	0.5	—	■				3	■
TM-P-1105-040-xxx	0.4	0.5	0.5	—	■				3	■
TM-P-1105-050-xxx		0.5	0.5	—	■					
TM-P-1110-050-xxx	0.5	1.0	1.0	—	■				4	■
TM-P-1115-050-xxx		1.5	1.5	—	■					
TM-P-1105-060-xxx		0.5	0.5	—	■					
TM-P-1110-060-xxx	0.6	1.0	1.0	—	■				5	■
TM-P-1115-060-xxx		1.5	1.5	—	■					
TM-P-1105-070-xxx		0.5	0.5	—	■					
TM-P-1110-070-xxx	0.7	1.0	1.0	—	■				6	■
TM-P-1115-070-xxx		1.5	1.5	—	■					
TM-P-1130-070-xxx		3.0	1.8	0.6	■					
TM-P-1105-080-xxx		0.5	0.5	—	■					
TM-P-1110-080-xxx	0.8	1.0	1.0	—	■				6	■
TM-P-1115-080-xxx		1.5	1.5	—	■	■				
TM-P-1130-080-xxx		3.0	1.8	0.7	■	■				
TM-P-1105-090-xxx		0.5	0.5	—	■					
TM-P-1110-090-xxx	0.9	1.0	1.0	—	■				7	■
TM-P-1115-090-xxx		1.5	1.5	—	■	■				
TM-P-1130-090-xxx		3.0	1.8	0.8	■	■				
TM-P-1105-100-xxx		0.5	0.5	—	■					
TM-P-1110-100-xxx		1.0	1.0	—	■					
TM-P-1115-100-xxx	1.0	1.5	1.5	—	■	■	■		7	■
TM-P-1130-100-xxx		3.0	1.8	0.9	■	■	■			
TM-P-1150-100-xxx		5.0	1.8	0.9	■	■	■			
TM-P-1110-110-xxx		1.0	1.0	—	■					
TM-P-1115-110-xxx	1.1	1.5	1.5	—	■	■	■		7	■
TM-P-1130-110-xxx		3.0	1.8	1.0	■	■	■			
TM-P-1150-110-xxx		5.0	1.8	1.0	■	■	■			

Beispiel: Typ L<sub>2</sub>= 3mm D<sub>1</sub>= 1mm R= 0.5mm  
 Bestell-Nr. TM-P -1130 -100 -005



# Vorteile der Anwendung

## TORUSFRÄSER



WERKSTOFF    Glas

BEARBEITUNG    ■ Fräsen

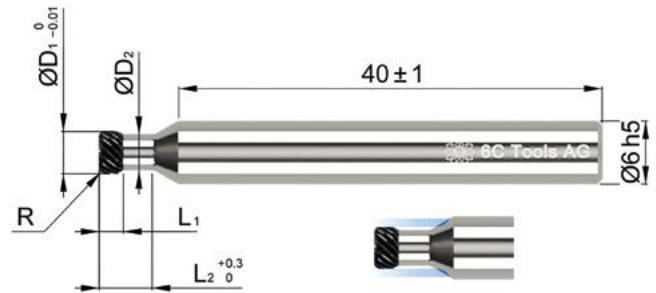
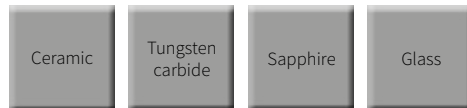




# TORUS Fräser

## TORUS Mill

## TORUS Fraise



Product code	D <sub>1</sub>	L <sub>2</sub>	L <sub>1</sub>	D <sub>2</sub>	R				Z	KSM
					0.05	0.1	0.2	0.3		
					-005	-010	-020	-030		
TM-P-1110-120-xxx	1.2	1.0	1.0	—	■	—	—	—	9	■
TM-P-1115-120-xxx		1.5	1.5	—	■	■	■	■		
TM-P-1130-120-xxx		3.0	1.8	1.1	■	■	■	■		
TM-P-1150-120-xxx		5.0	1.8	1.1	■	■	■	■		
TM-P-1110-130-xxx	1.3	1.0	1.0	—	■	—	—	—	9	■
TM-P-1115-130-xxx		1.5	1.5	—	■	■	■	■		
TM-P-1130-130-xxx		3.0	1.8	1.2	■	■	■	■		
TM-P-1150-130-xxx		5.0	1.8	1.2	■	■	■	■		
TM-P-1110-140-xxx	1.4	1.0	1.0	—	■	—	—	—	11	—
TM-P-1115-140-xxx		1.5	1.5	—	■	■	■	■		
TM-P-1130-140-xxx		3.0	1.8	1.3	■	■	■	■		
TM-P-1150-140-xxx		5.0	1.8	1.3	■	■	■	■		
TM-P-1110-150-xxx	1.5	1.0	1.0	—	■	■	■	■	11	—
TM-P-1115-150-xxx		1.5	1.5	—	■	■	■	■		
TM-P-1130-150-xxx		3.0	1.8	1.4	■	■	■	■		
TM-P-1150-150-xxx		5.0	1.8	1.4	■	■	■	■		
TM-P-1115-160-xxx	1.6	1.5	1.5	—	■	■	■	■	11	—
TM-P-1130-160-xxx		3.0	1.8	1.5	■	■	■	■		
TM-P-1150-160-xxx		5.0	1.8	1.5	■	■	■	■		
TM-P-1115-170-xxx	1.7	1.5	—	—	■	■	■	■	13	—
TM-P-1130-170-xxx		3.0	1.8	1.6	■	■	■	■		
TM-P-1150-170-xxx		5.0	1.8	1.6	■	■	■	■		
TM-P-1115-180-xxx	1.8	1.5	1.5	—	■	■	■	■	13	—
TM-P-1130-180-xxx		3.0	1.8	1.7	■	■	■	■		
TM-P-1150-180-xxx		5.0	1.8	1.7	■	■	■	■		
TM-P-1115-190-xxx	1.9	1.5	1.5	—	■	■	■	■	15	—
TM-P-1130-190-xxx		3.0	1.8	1.8	■	■	■	■		
TM-P-1150-190-xxx		5.0	1.8	1.8	■	■	■	■		

Beispiel: Typ L<sub>2</sub>= 3mm D<sub>1</sub>= 1.5mm R= 0.5mm

# Vorteile der Anwendung

## TORUSFRÄSER



WERKSTOFF      Silizium Carbid

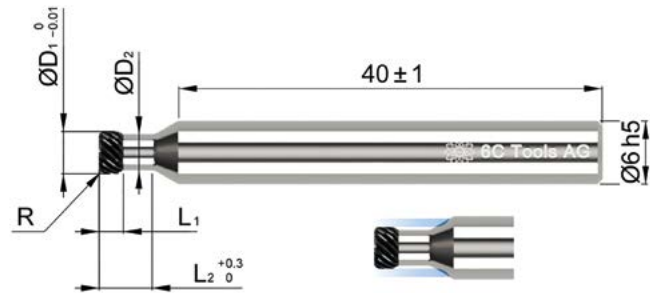
BEARBEITUNG    ■ Bohren  
                         ■ Fräsen  
                         ■ Gewindefräsen



# TORUS Fräser

## TORUS Mill

## TORUS Fraise



Product code	D <sub>1</sub>	L <sub>2</sub>	L <sub>1</sub>	D <sub>2</sub>	R				Z	KSM
					0.05	0.1	0.2	0.3		
					-005	-010	-020	-030		
TM-P-1115-200-xxx		1.5	1.5	–	■	■	■	■		
TM-P-1130-200-xxx	2.0	3.0	1.8	1.9	■	■	■	■	15	–
TM-P-1150-200-xxx		5.0	1.8	1.9	■	■	■	■		
TM-P-1115-210-xxx		1.5	1.5	–	■	■	■	■		
TM-P-1130-210-xxx	2.1	3.0	1.8	2.0	■	■	■	■	17	–
TM-P-1150-210-xxx		5.0	1.8	2.0	■	■	■	■		
TM-P-1115-220-xxx		1.5	1.5	–	■	■	■	■		
TM-P-1130-220-xxx	2.2	3.0	1.8	2.1	■	■	■	■	17	–
TM-P-1150-220-xxx		5.0	1.8	2.1	■	■	■	■		
TM-P-1115-230-xxx		1.5	1.5	–	■	■	■	■		
TM-P-1130-230-xxx	2.3	3.0	1.8	2.2	■	■	■	■	19	–
TM-P-1150-230-xxx		5.0	1.8	2.2	■	■	■	■		
TM-P-1115-240-xxx		2.4	1.5	1.5	■	■	■	■		
TM-P-1130-240-xxx	2.4	3.0	1.8	2.3	■	■	■	■	19	–
TM-P-1150-240-xxx		5.0	1.8	2.3	■	■	■	■		
TM-P-1115-250-xxx		2.5	1.5	1.5	■	■	■	■		
TM-P-1130-250-xxx	2.5	3.0	1.8	2.4	■	■	■	■	21	–
TM-P-1150-250-xxx		5.0	1.8	2.4	■	■	■	■		
TM-P-1115-260-xxx		2.6	1.5	1.5	■	■	■	■		
TM-P-1130-260-xxx	2.6	3.0	1.8	2.5	■	■	■	■	21	–
TM-P-1150-260-xxx		5.0	1.8	2.5	■	■	■	■		
TM-P-1115-270-xxx		1.5	1.5	–	■	■	■	■		
TM-P-1130-270-xxx	2.7	3.0	1.8	2.6	■	■	■	■	23	–
TM-P-1150-270-xxx		5.0	1.8	2.6	■	■	■	■		
TM-P-1115-280-xxx		1.5	1.5	–	■	■	■	■		
TM-P-1130-280-xxx	2.8	3.0	1.8	2.7	■	■	■	■	23	–
TM-P-1150-280-xxx		5.0	1.8	2.7	■	■	■	■		
TM-P-1115-290-xxx		1.5	1.5	–	■	■	■	■		
TM-P-1130-290-xxx	2.9	3.0	1.8	2.8	■	■	■	■	25	–
TM-P-1150-290-xxx		5.0	1.8	2.8	■	■	■	■		

Beispiel: Typ L<sub>2</sub>= 3mm D<sub>1</sub>= 2mm R= 0.5mm  
 Bestell-Nr. TM-P -1130 -200 -005



# Vorteile der Anwendung

## TORUSFRÄSER



WERKSTOFF      Metalische Glass

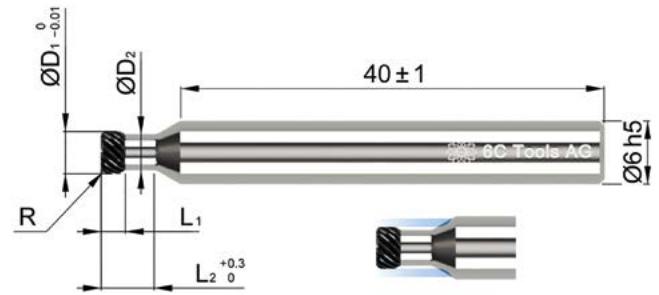
BEARBEITUNG    ■ Bohren  
                      ■ Fräsen



# TORUS Fräser

TORUS Mill

TORUS Fraise



Product code	D <sub>1</sub>	L <sub>2</sub>	L <sub>1</sub>	D <sub>2</sub>	R				Z	KSM
					0.05	0.1	0.2	0.3		
					-005	-010	-020	-030		
TM-P-1115-300-xxx		1.5	1.5	—	■	■	■	■		
TM-P-1130-300-xxx	3.0	3.0	1.8	2.9	■	■	■	■	25	—
TM-P-1150-300-xxx		5.0	1.8	2.9	■	■	■	■		
TM-P-1115-310-xxx		1.5	1.5	—	■	■	■	■		
TM-P-1130-310-xxx	3.1	3.0	1.8	3.0	■	■	■	■	27	—
TM-P-1150-310-xxx		5.0	1.8	3.0	■	■	■	■		
TM-P-1115-320-xxx		1.5	1.5	—	■	■	■	■		
TM-P-1130-320-xxx	3.2	3.0	1.8	3.1	■	■	■	■	27	—
TM-P-1150-320-xxx		5.0	1.8	3.1	■	■	■	■		
TM-P-1115-330-xxx		1.5	1.5	—	■	■	■	■		
TM-P-1130-330-xxx	3.3	3.0	1.8	3.2	■	■	■	■	29	—
TM-P-1150-330-xxx		5.0	1.8	3.2	■	■	■	■		

Beispiel: Typ L<sub>2</sub>= 3mm D<sub>1</sub>= 3mm R= 0.5mm  
 Bestell-Nr. TM-P -1130 -300 -005

# Vorteile der Anwendung

## TORUSFRÄSER



WERKSTOFF    Keramik Zirkoniumoxid TZP-A

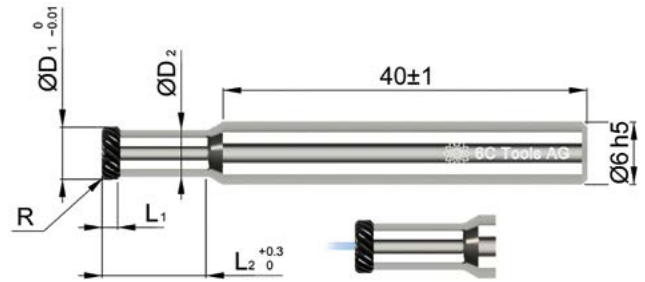
BEARBEITUNG    ■ Fräsen



# TORUS Fräser lang

## TORUS Mill long

### TORUS Fraise



Product code	D <sub>1</sub>	L <sub>2</sub>	L <sub>1</sub>	D <sub>2</sub>	R				Z	KSM
					0.05	0.1	0.2	0.3		
					-005	-010	-020	-030		
TM-P-2100-200-xxx	2.0	10	0.6	1.9	■	■	■	■	15	—
TM-P-2100-250-xxx	2.5	10	0.6	2.4	■	■	■	■	21	—
TM-P-2100-300-xxx	3.0	10	0.6	2.9	■	■	■	■	25	—
TM-P-2100-350-xxx	3.5	10	0.6	3.4	■	■	■	■	31	■
TM-P-2100-400-xxx	4.0	10	0.6	3.9	■	■	■	■	35	■
TM-P-2100-450-xxx	4.5	10	0.6	4.4	■	■	■	■	41	■
TM-P-2100-500-xxx	5.0	10	0.6	4.9	■	■	■	■	45	■
TM-P-2100-550-xxx	5.5	10	0.6	5.4	■	■	■	■	51	■
TM-P-2100-600-xxx	6.0	10	0.6	5.9	■	■	■	■	55	■
TM-P-3100-200-xxx	2.0	10	1.2	1.9	■	■	■	■	15	—
TM-P-3100-250-xxx	2.5	10	1.2	2.4	■	■	■	■	21	—
TM-P-3100-300-xxx	3.0	10	1.2	2.9	■	■	■	■	25	—
TM-P-3100-350-xxx	3.5	10	1.2	3.4	■	■	■	■	31	■
TM-P-3100-400-xxx	4.0	10	1.2	3.9	■	■	■	■	35	■
TM-P-3100-450-xxx	4.5	10	1.2	4.4	■	■	■	■	41	■
TM-P-3100-500-xxx	5.0	10	1.2	4.9	■	■	■	■	45	■
TM-P-3100-550-xxx	5.5	10	1.2	5.4	■	■	■	■	51	■
TM-P-3100-600-xxx	6.0	10	1.2	5.9	■	■	■	■	55	■

Beispiel: Typ L<sub>1</sub>= 1.2mm D<sub>1</sub>= 5mm R= 0.5mm  
 Bestell-Nr. TM-P -3100 -500 -005



# Vorteile der Anwendung

## TORUSFRÄSER



WERKSTOFF    Keramik Zirkoniumoxid TZP-A

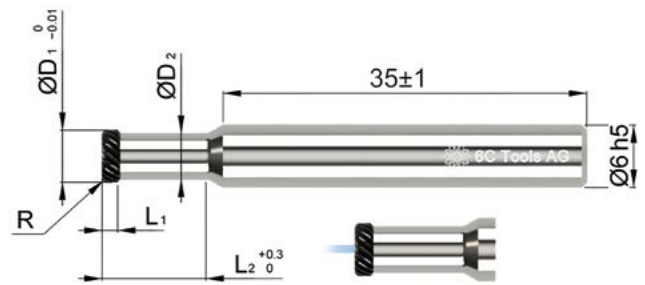
BEARBEITUNG    ■ Fräsen



# TORUS Fräser lang

## TORUS Mill long

### TORUS Fraise



Product code	D <sub>1</sub>	L <sub>2</sub>	L <sub>1</sub>	D <sub>2</sub>	R	Z	KSM
TM-P-4100-300-005	3.0	10	1.2	2.9	0.05		■
TM-P-4100-300-010	3.0	10	1.2	2.9	0.1		■
TM-P-4100-300-020	3.0	10	1.2	2.9	0.2		■
TM-P-4100-300-030	3.0	10	1.2	2.9	0.3		■
TM-P-4100-300-050	3.0	10	1.2	2.9	0.5		■
TM-P-4100-400-005	4.0	10	1.2	3.9	0.05		■
TM-P-4100-400-010	4.0	10	1.2	3.9	0.1		■
TM-P-4100-400-020	4.0	10	1.2	3.9	0.2		■
TM-P-4100-400-030	4.0	10	1.2	3.9	0.3		■
TM-P-4100-400-050	4.0	10	1.2	3.9	0.4		■
TM-P-4100-500-005	5.0	15	1.2	4.9	0.05		■
TM-P-4100-500-010	5.0	15	1.2	4.9	0.1		■
TM-P-4100-500-020	5.0	15	1.2	4.9	0.2		■
TM-P-4100-500-030	5.0	15	1.2	4.9	0.3		■
TM-P-4100-500-050	5.0	15	1.2	4.9	0.5		■
TM-P-4100-600-005	6.0	15	1.2	5.9	0.05		■
TM-P-4100-600-010	6.0	15	1.2	5.9	0.1		■
TM-P-4100-600-020	6.0	15	1.2	5.9	0.2		■
TM-P-4100-600-030	6.0	15	1.2	5.9	0.3		■
TM-P-4100-600-050	6.0	15	1.2	5.9	0.5		■

Beispiel: Typ L<sub>1</sub>= 1.2mm D<sub>1</sub>= 5mm R= 0.5mm  
 Bestell-Nr. TM-P -4100 -500 -005



# Vorteile der Anwendung

## KUGELFRÄSER



WERKSTOFF Hartmetall K40UF

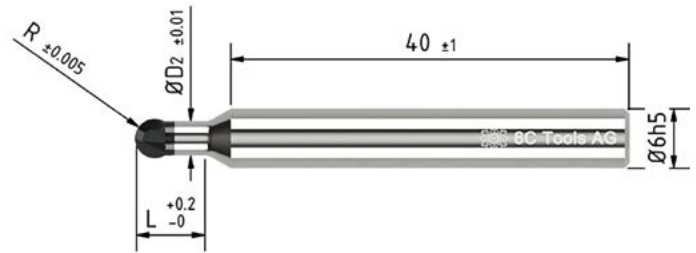
BEARBEITUNG ■ Fräsen  
■ Polieren



# KUGEL Fräser

## BALL Mill

## FRAISE à rayon




Product code	R	D <sub>2</sub>	L/D: 2			L/D: 3			L/D: 4					
			L	Code	-1201	-2201	L	Code	-1301	-2301	L	Code	-1401	-2401
BM-P-xxxx-020-xxx	0.2	0.36	0.8	-008	■		1.2	-012	■		1.6	-016	■	
BM-P-xxxx-030-xxx	0.3	0.54	1.2	-012	■		1.8	-018	■		2.4	-024	■	
BM-P-xxxx-040-xxx	0.4	0.72	1.6	-016	■		2.4	-024	■		3.2	-032	■	
BM-P-xxxx-050-xxx	0.5	0.9	2.0	-020	■		3.0	-030	■		4.0	-040	■	
BM-P-xxxx-060-xxx	0.6	1.08	2.4	-024	■		3.6	-036	■		4.8	-048	■	
BM-P-xxxx-070-xxx	0.7	1.26	2.8	-028	■		4.2	-042	■		5.6	-056		
BM-P-xxxx-080-xxx	0.8	1.44	3.2	-032	■		4.8	-048	■		6.4	-064		
BM-P-xxxx-090-xxx	0.9	1.62	3.6	-036	■		5.4	-054	■		7.2	-072		
BM-P-xxxx-100-xxx	1.0	1.8	4.0	-040	■	■	6.0	-060		■	8.0	-080		■
BM-P-xxxx-110-xxx	1.1	1.98	4.4	-044	■	■	6.6	-066		■	8.8	-088		■
BM-P-xxxx-120-xxx	1.2	2.16	4.8	-048	■	■	7.2	-072		■	9.6	-096		■
BM-P-xxxx-130-xxx	1.3	2.34	5.2	-052	■	■	7.8	-078		■	10.4	-104		■
BM-P-xxxx-140-xxx	1.4	2.52	5.6	-056		■	8.4	-084		■	11.2	-112		■

Beispiel: Typ L/D: 3 R= 0.5mm L= 3mm  
 Bestell-Nr. BM-P -1301 -050 -030

# Vorteile der Anwendung

## GEWINDEFÄSER



WERKSTOFF      Zirkoniumoxid TZP-A HIP

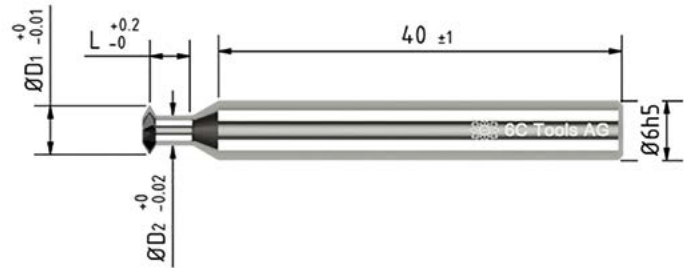
BEARBEITUNG    ■ Bohren  
                      ■ Gewindefräsen



# GEWINDE Fräser

## THREAD Mill

### FRAISE à fileter




Product code	M/S	P	D <sub>1</sub>	L <sub>1</sub>	D <sub>2</sub>	Z	Pre hole Ø
THM-P-2010-073-250-M1.0	M1.0	0.25	0.73	2.5	0.43	5	0.8
THM-P-2010-090-250-M1.2	M1.2	0.25	0.9	2.5	0.57	6	0.98
THM-P-2010-105-300-M1.4	M1.4	0.3	1.05	3.0	0.66	6	1.14
THM-P-2010-120-350-M1.6	M1.6	0.35	1.2	3.5	0.78	6	1.32
THM-P-2010-140-350-M1.8	M1.8	0.35	1.4	3.5	0.98	7	1.52
THM-P-2010-155-400-M2.0	M2.0	0.4	1.55	4.0	1.05	7	1.67
THM-P-2010-170-450-M2.2	M2.2	0.45	1.7	4.5	1.14	7	1.83
THM-P-3020-200-090-M2.5	M2.5	0.45	2.0	9.0	1.44	8	2.13
THM-P-3020-235-100-M3.0	M3.0	0.5	2.35	10	1.6	8	2.5
THM-P-3020-275-120-M3.5	M3.5	0.6	2.75	12	1.85	8	2.9
THM-P-3020-315-140-M4.0	M4.0	0.7	3.15	14	2.1	8	3.3
THM-P-2010-046-150-S0.6	S0.6	0.15	0.46	1.5	0.31	5	0.5
THM-P-2005-053-087-S0.7	S0.7	0.175	0.53	1.8	0.35	5	0.58
THM-P-2005-061-100-S0.8	S0.8	0.2	0.61	2.0	0.4	5	0.66
THM-P-2005-075-125-S1.0	S1.0	0.25	0.75	2.5	0.48	5	0.82
THM-P-2010-090-250-S1.2	S1.2	0.25	0.9	2.5	0.62	5	1.02
THM-P-2010-105-300-S1.4	S1.4	0.3	1.05	3.0	0.7	5	1.17

Beispiel: Typ Px10 D<sub>1</sub>=1.4mm L<sub>1</sub>=3.5mm M  
 Bestell-Nr. THM-P -2010 -140 -350 -M1.8



# Vorteile der Anwendung

## GEWINDEFÄSER



WERKSTOFF      Zirkoniumoxid TZP-A HIP

BEARBEITUNG    ■ Bohren  
                      ■ Gewindefräsen

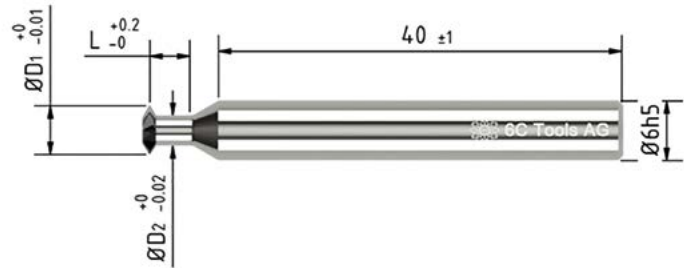




# GEWINDE Fräser

## THREAD Mill

### FRAISE à fileter



Product code	UNF/UNC	P	D <sub>1</sub>	L <sub>1</sub>	D <sub>2</sub>	Z	Pre hole Ø
THM-P-2010-140-400-N1-64UNC	N1-64UNC	0.397	1.4	4.0	0.85	6	1.5
THM-P-2010-165-450-N2-56UNC	N2-56UNC	0.453	1.65	4.5	1.0	6	1.78
THM-P-2010-110-320-N0-80UNF	N0-80UNF	0.318	1.1	3.2	0.65	5	1.25
THM-P-2010-140-350-N1-72UNF	N1-72UNF	0.353	1.4	3.5	0.9	6	1.55
THM-P-2010-175-400-N2-64UNF	N2-64UNF	0.397	1.75	4.0	1.25	7	1.9
THM-P-2010-200-450-N3-56UNF	N3-56UNF	0.453	2.0	4.5	1.4	7	2.15
THM-P-3020-190-106-N3-48UNC	N3-48UNC	0.529	1.9	10.6	1.15	6	2.05
THM-P-3020-210-127-N4-40UNC	N4-40UNC	0.635	2.1	12.7	1.2	6	2.27
THM-P-3020-240-127-N5-40UNC	N5-40UNC	0.635	2.4	12.7	1.5	6	2.59
THM-P-3020-260-159-N6-32UNC	N6-32UNC	0.794	2.6	15.9	1.45	5	2.77
THM-P-3020-310-159-N8-32UNC	N8-32UNC	0.794	3.1	15.9	1.9	6	3.42
THM-P-3020-220-106-N4-48UNF	N4-48UNF	0.529	2.2	10.6	1.5	7	2.4
THM-P-3020-250-115-N5-44UNF	N5-44UNF	0.577	2.5	11.5	1.75	7	2.7
THM-P-3020-270-127-N6-40UNF	N6-40UNF	0.635	2.7	12.7	1.85	7	2.95
THM-P-3020-320-141-N8-36UNF	N8-36UNF	0.705	3.2	14.1	2.15	7	3.5

Beispiel: Typ Px10 D<sub>1</sub>=2.0mm L<sub>1</sub>=4.5mm UNF  
 Bestell-Nr. THM-P -2010 -200 -450 -N3-56UNF

# Vorteile der Anwendung

## POLIERFRÄSER



WERKSTOFF      STAVAX 54 HRC

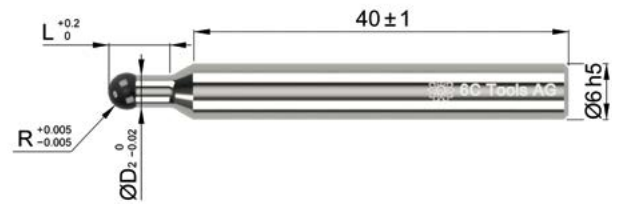
BEARBEITUNG      ■ Fräsen  
                         ■ Polieren



# POLIER Fräser

## POLISCH Mill

### FRAISE de polissage




Product code	R	D <sub>2</sub>	L/D: 2		L/D: 3		L/D: 2		L/D: 3	
			-1201		-1301		-2201		-2301	
			L	Code	L	Code	L	Code	L	Code
PB-P-xxxx-005-xxx	0.05	0.09	0.2	-002						
PB-P-xxxx-010-xxx	0.1	0.18	0.4	-004	0.6	-006				
PB-P-xxxx-015-xxx	0.15	0.27	0.6	-006	0.9	-009				
PB-P-xxxx-020-xxx	0.2	0.36	0.8	-008	1.2	-012				
PB-P-xxxx-030-xxx	0.3	0.54	1.2	-012	1.8	-018				
PB-P-xxxx-040-xxx	0.4	0.72	1.6	-016	2.4	-024				
PB-P-xxxx-050-xxx	0.5	0.90	2.0	-020	3.0	-030				
PB-P-xxxx-060-xxx	0.6	1.08	2.4	-024	3.6	-036				
PB-P-xxxx-070-xxx	0.7	1.26	2.8	-028	4.2	-042				
PB-P-xxxx-080-xxx	0.8	1.44	3.2	-032	4.8	-048				
PB-P-xxxx-090-xxx	0.9	1.62	3.6	-036					5.4	-054
PB-P-xxxx-100-xxx	1.0	1.80	4.0	-040					6.0	-060
PB-P-xxxx-110-xxx	1.1	1.98	4.4	-044					6.6	-066
PB-P-xxxx-120-xxx	1.2	2.28					4.8	-048	7.2	-072
PB-P-xxxx-130-xxx	1.3	2.47					5.2	-049	7.8	-078
PB-P-xxxx-140-xxx	1.4	2.66					5.6	-050	8.4	-084
PB-P-xxxx-150-xxx	1.5	2.85					6.0	-051	9.0	-090

Beispiel: Typ L/D: 3 R= 0.5mm L= 3mm  
 Bestell-Nr. PB-P -1301 -050 -030



# Vorteile der Anwendung

## ECKFRÄSER



WERKSTOFF Titan Grade 5

BEARBEITUNG

- Bohren
- Fräsen schrappen
- Fräsen schlichten
- Fasen



# ECK Fräser

## END Mill

### FRAISE




Product code	D <sub>1</sub>	L <sub>1</sub>	L/D: 1		L/D: 2		Z
			-1101		-1201		
			L <sub>2</sub>	Code	L <sub>2</sub>	Code	
EM2-P-xxxx-020-xxx	0.2	L <sub>2</sub>	0.2	-002	—	—	2
EM2-P-xxxx-030-xxx	0.3	L <sub>2</sub>	0.3	-003	0.6	-006	2
EM2-P-xxxx-040-xxx	0.4	L <sub>2</sub>	0.4	-004	0.8	-008	2
EM2-P-xxxx-050-xxx	0.5	L <sub>2</sub>	0.5	-005	1.0	-010	2
EM2-P-xxxx-060-xxx	0.6	L <sub>2</sub>	0.6	-006	1.2	-012	2
EM2-P-xxxx-070-xxx	0.7	L <sub>2</sub>	0.7	-007	1.4	-014	2
EM2-P-xxxx-080-xxx	0.8	L <sub>2</sub>	0.8	-008	1.6	-016	2
EM2-P-xxxx-090-xxx	0.9	L <sub>2</sub>	0.9	-009	1.8	-018	2
EM2-P-xxxx-100-xxx	1.0	L <sub>2</sub> /1.8	1.0	-010	2.0	-020	2

Beispiel: Typ L/D: 1 D<sub>1</sub>= 0.7mm L<sub>2</sub>= 0.7mm  
 Bestell-Nr. EM2-P -1101 -070 -007

# Vorteile der Anwendung

## Fasenfräser



WERKSTOFF    Saphier

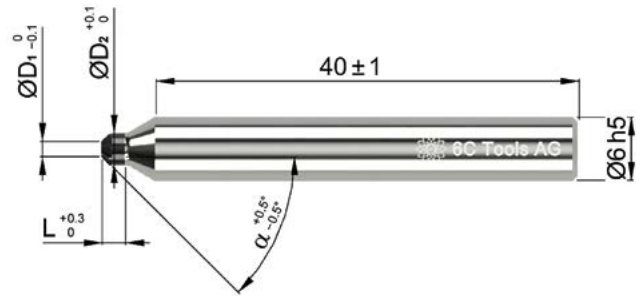
BEARBEITUNG    ■ Zentrieren



# FASEN Fräser

## CHAMFER Mill


### Fraise à chanfreiner



Product code	D <sub>2</sub>	D <sub>1</sub>	L	α	Z
CM-P-1045-010-004	1.0	0.4	1.0	45	5
CM-P-1045-015-008	1.5	0.8	1.5	45	6
CM-P-1045-020-010	2.0	1.0	1.5	45	6
CM-P-1045-025-015	2.5	1.5	2.0	45	7
CM-P-1045-030-020	3.0	2.0	2.0	45	8
CM-P-1030-010-004	1.0	0.4	1.5	30	5
CM-P-1030-015-008	1.5	0.8	1.5	30	6
CM-P-1030-020-010	2.0	1.0	2.0	30	6
CM-P-1030-025-015	2.5	1.5	2.0	30	7
CM-P-1030-030-020	3.0	2.0	2.0	30	8

Beispiel: Typ α= 45° D<sub>2</sub>= 2mm D<sub>1</sub>= 1mm  
 Bestell-Nr. CM-P -1045 -020 -010





**OSG GmbH**  
**Karl-Ehmann-Str.25**  
**Tel. +49 7161 6064-0**  
**[www.osg-germany.de](http://www.osg-germany.de)**

KOSG2024016 •04/2024•V1